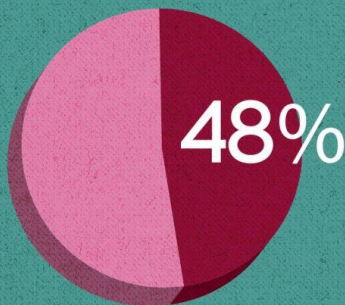
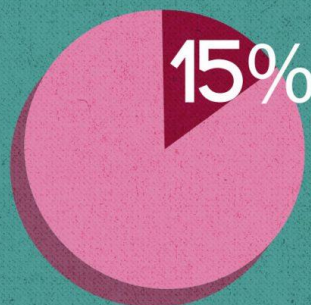


QUEER YOUTH OF COLOR

1 IN 3 LGBTQ PEOPLE IDENTIFY THEMSELVES AS PEOPLE OF COLOR.



OF LGBTQ STUDENTS OF COLOR EXPERIENCED VERBAL HARASSMENT BECAUSE OF BOTH THEIR SEXUAL ORIENTATION AND THEIR RACE OR ETHNICITY.

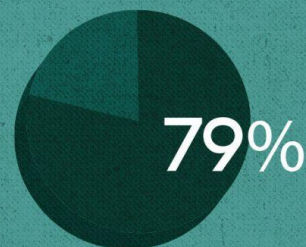


HAVE BEEN PHYSICALLY HARASSED OR ASSAULTED BASED ON BOTH OF THESE ASPECTS OF THEIR IDENTITY.

13%

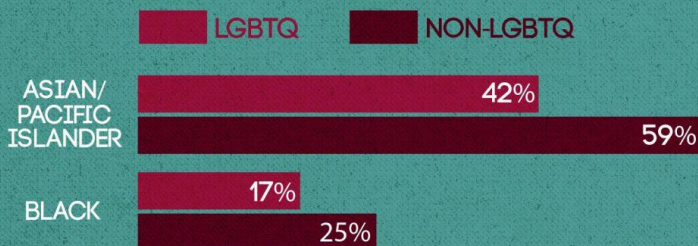
MORE LIKELY FOR BLACK LGBTQ YOUTH TO BE SENT TO DETENTION OR SUSPENDED, THAN NON-BLACK LGBTQ YOUTH

IN THEIR MIDDLE OR HIGH SCHOOL YEARS...



OF LGBTQ YOUTH OF COLOR REPORTED THAT THEY HAD INTERACTIONS WITH SECURITY OR LAW ENFORCEMENT, COMPARED TO 63% OF WHITE LGBTQ YOUTH.

COLLEGE COMPLETION RATES




20-40%

OF ALL HOMELESS YOUTH ARE LGBTQ

AMONG THEM...

26% IDENTIFY AS LATINO



44% IDENTIFY AS BLACK

t transstudent

f /transstudent

@transstudent

FOR MORE INFORMATION, GO TO TRANSSTUDENT.ORG/GRAPHICS

MAP

movement advancement project Trans Student Educational Resources

TSER

INFOGRAPHIC BY LANDYN PAN

SOURCES: GALLUP.COM, GLSEN, LAMBDA LEGAL, THE WILLIAMS INSTITUTE, AND CENTER FOR AMERICAN PROGRESS